

# FY 2012 SCHOLARSHIPS ANNUAL PROGRAM SUMMARY

SCHOLARSHIPS is Georgia's educational counseling and assistance program for eligible early care and education professionals pursuing credentials or degrees in early care and education (ECE).

## Applicants must:

- Work in a licensed or registered facility
- Work at least 25 hours a week (40 for directors) with at least three to 12 months of continuous employment with the same employer, depending on educational level pursued
- Earn \$15.00 or less per hour
- Attend one of Georgia's HOPE-eligible, SACS-accredited colleges or universities
- Apply for financial aid prior to consideration for a SCHOLARSHIPS award

## SCHOLARSHIPS:

- Provides free educational advisement and support
- Provides assistance for tuition and mandatory fees not covered by HOPE,\* Pell, or other scholarships
- Provides support stipends of \$300/semester or \$225/quarter
- Funds the CDA Assessment Fee charged by the Council for Professional Recognition

## FY 2012 SCHOLARSHIPS PARTICIPANT PROFILE

- √ Awarded \$594,226 in SCHOLARSHIPS to 456 students in academic credit-bearing programs; in addition, 1,019 students were awarded Child Development Associate (CDA) assessment fee SCHOLARSHIPS.

- √ Nearly all (99%) students were female.

- √ Almost two-thirds of students (63%) were first-time participants in the SCHOLARSHIPS program.

- √ The median hourly wage of SCHOLARSHIPS recipients was \$8.75 per hour.

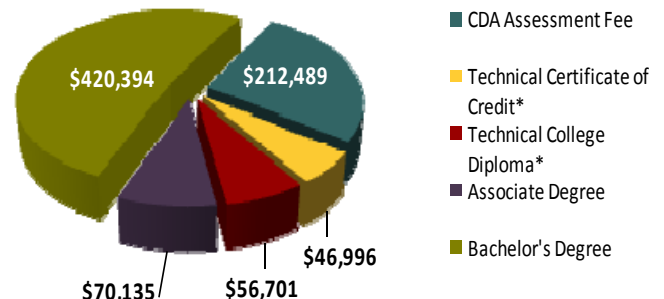
- √ The average age of students was 42.

- √ Most (93%) students worked as teachers or assistant teachers; 10% worked as directors or assistant directors; 6% worked as family day care providers (recipients may work in multiple positions).

- √ Nearly two-thirds (61%) of SCHOLARSHIPS recipients worked with children over 36 months of age and were awarded \$493,804 while 39% of SCHOLARSHIPS recipients worked with children under

Total:  
\$806,715

### SCHOLARSHIPS Distributions by Education Level



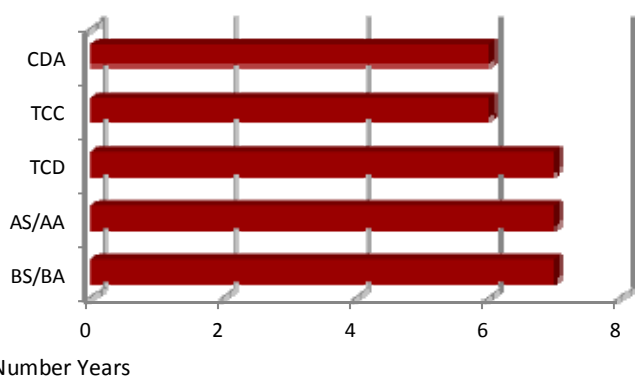
\*The HOPE Grant covers partial tuition for Georgia residents pursuing TCCs and TCDs.

36 months of age and were awarded \$312,911.

- √ The average number of credit hours completed was seven per semester and 11 per quarter.

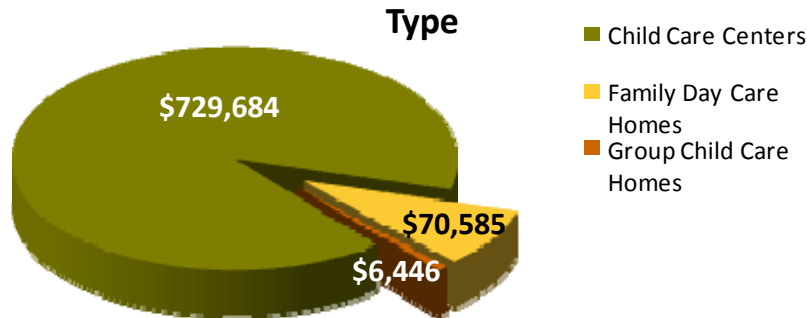
- √ SCHOLARSHIPS academic students attended 47 Georgia educational institutions: 53% attended technical colleges, and 47% attended public and private colleges or universities.

### Average Employment Tenure by Education Level Time of SCHOLARSHIPS Payment



## FY 2012 SCHOLARSHIPS RECIPIENTS' EMPLOYMENT SETTINGS

### SCHOLARSHIPS Distributions by Facility



✓ Most students (93%) worked in child care centers; 6% worked in family day care homes; 1% worked in group homes.

✓ Almost two-thirds of students (61%) worked in facilities that participated in the Child and Adult Care Food Program (CACFP).

✓ Almost a fourth of students (21%) worked in child care facilities that served at least 25% subsidized children.

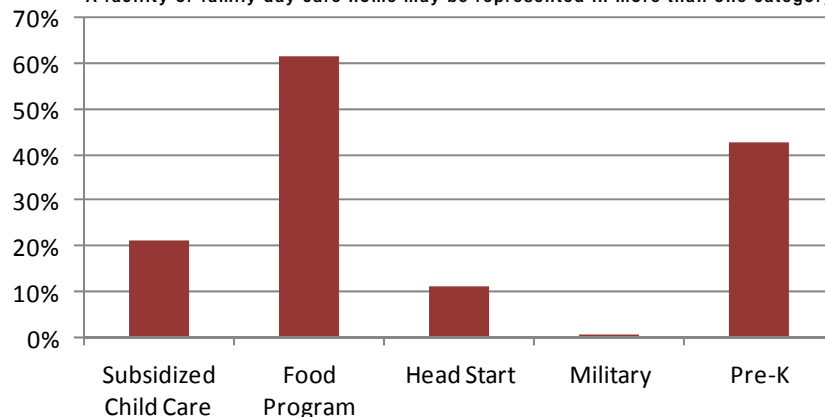
✓ Eleven percent of students worked in Head Start centers, and 43% worked in Georgia's Pre-K Program.

✓ Less than one percent worked in military-operated child care facilities.

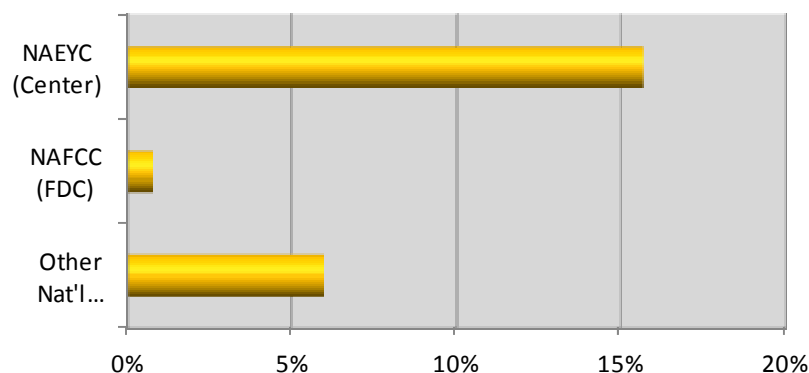
✓ Sixteen percent worked in nationally accredited centers; 1% worked in family day care homes accredited by the National Association for Family Child Care (NAFCC); 6% of recipients worked in centers accredited by other accepted national accreditation agencies.

### Program Participation\*

\*A facility or family day care home may be represented in more than one category



### Facility Accreditation

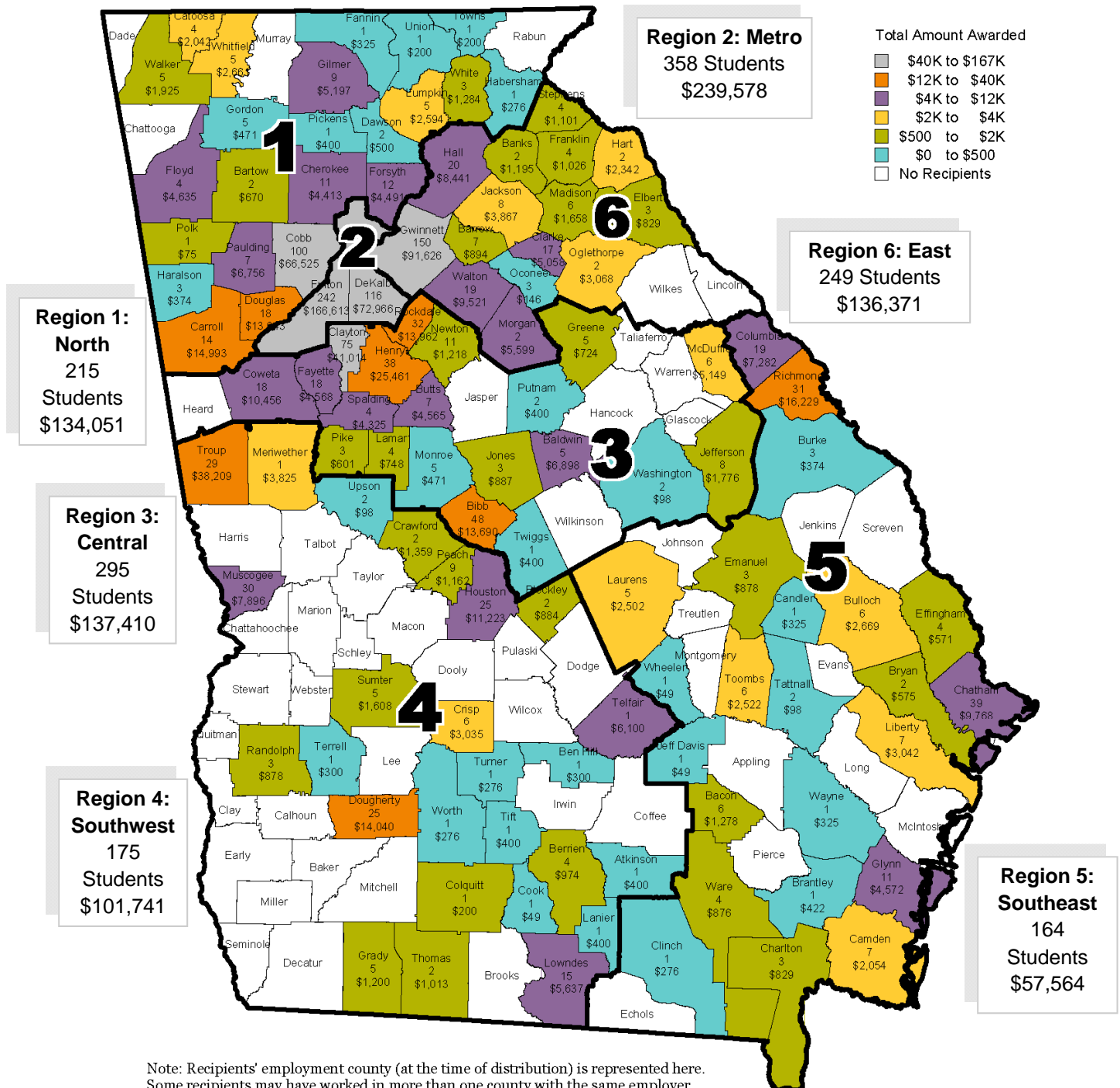


# FY 2012 STATEWIDE SCHOLARSHIPS AWARDS

## SCHOLARSHIPS AWARDED BY COUNTY & CHILD CARE RESOURCE AND REFERRAL REGION

**1,456 = Total Number of Recipients**

**\$806,715 = Total Amount Awarded**



## DUAL INCENTIVES PARTICIPATION & OTHER SCHOLARSHIPS INFORMATION

### DUAL PROGRAM PARTICIPATION

In FY 2012, 328 individuals participated in both the SCHOLARSHIPS and INCENTIVES programs. The following represents their most recent educational level sought while in SCHOLARSHIPS:

<b>CDA</b>	<b>206</b>
<b>Certificate</b>	<b>8</b>
<b>Technical College Diploma</b>	<b>32</b>
<b>Associate Degree</b>	<b>50</b>
<b>Bachelor's Degree</b>	<b>32</b>

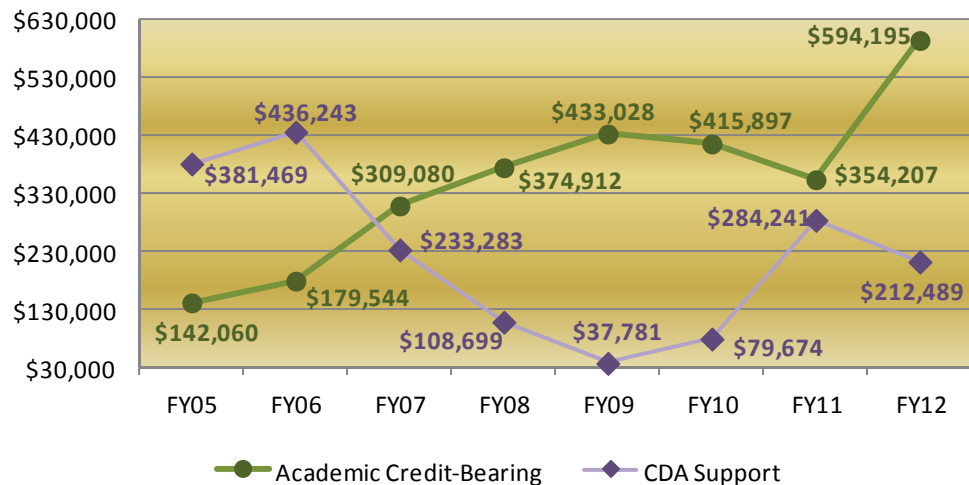
INCENTIVES is a salary bonus program to improve staff retention and the quality of early care and education (ECE) by rewarding professionals who continue working in ECE and who increase their ECE credentials.

The SCHOLARSHIPS and INCENTIVES programs are funded by Bright from the Start: Georgia Department of Early Care and Learning using the federal Child Care and Development Fund. They are managed by Care Solutions, Inc., Atlanta, GA.

Visit [www.caresolutions.com](http://www.caresolutions.com) for more information.

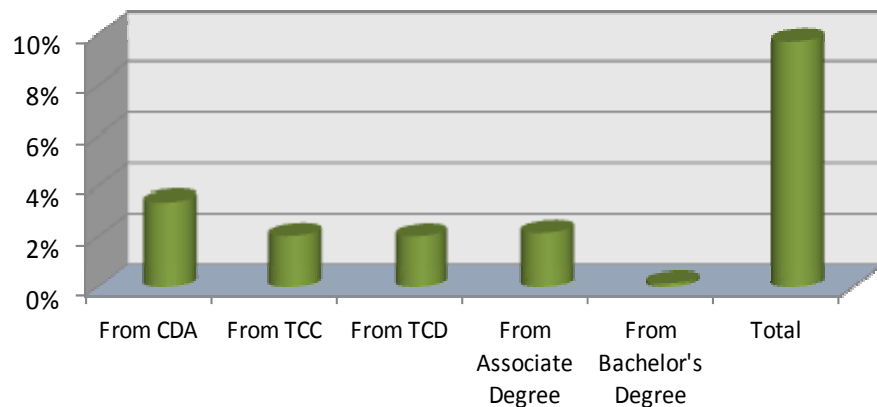


Total SCHOLARSHIPS Amount Awarded By Fiscal Year



√ 5,564 unique students have received support since program inception in 2003.

SCHOLARSHIPS Students Who Increased Their Educational Level Beyond Their Initial Supported Program of Study  
FY 2004 - FY 2012 (5,564 Recipients)



√ Nearly ten percent (9.7%) of SCHOLARSHIPS students receiving awards in FY 2012 increased their level of education from their initial credential/degree when they first participated in the program. This includes 3.4% who originally began at the Child Development Associate (CDA) level, 2.0% of students who began at the Technical Certificate of Credit (TCC) level, 2.0% from the Technical College Diploma (TCD) level, 2.2% who began at the Associate Degree level, and 0.1% who started out from their Bachelor's Degree.